



Jelloow


The New Age Marketing Platform



User Manual
For Agency



Step by Step Guide



Get Started

Register

Create Login Credentials

Sign In

Payment

Complete Your Profile

Track Leads



Get Started

Click "Get Started" to begin the registration process

The screenshot shows the Jellow website homepage with a bright yellow background. The navigation bar at the top includes the Jellow logo, links for Agencies, Clients, About, and Contact, and buttons for Log In and Get Started. The main heading reads "Finding marketing services for your needs" with the subtext "Select the service you need for the company". Below this, there are 14 service category buttons: Packaging design, Influence Marketing, Branding, Graphic, Media, E-Commerce, Digital Strategy, SEO, Paid Search / PPC, Social Media, Video & Animation, Website & App, Content Marketing, and Hubspot. A "Search agencies" button is positioned at the bottom center. A chatbot bubble in the bottom right corner says "Got any questions? I'm happy to help." and a chat icon is visible in the bottom right corner.


2

Register

Select the second box "to register" for continuing the process




Sign up



I am
looking
for an agency

Get started



I want
to register
as agency

Get started

3

Create User ID

Fill up the basic information to create login credentials

Jelloow [Agencies](#) [Clients](#) [About](#) [Contact](#) [Log In](#) [Get Started](#)

Sign up

Business Name*

Mail*

Phone*

[Next](#)

Step 1 of 3

3

Create User ID

Provide information about your agency to create your online portfolio

Jelloow there! Can you tell us about your agency?

Street* 123 Street Number* 123 Bus 12

Country* United States State* California City* Albany

Zip* 753 Type* B2B

Company Description*
Test Designation

Website* testagency.com Upload some profile images (max 4)**
Choose file | User Manual- Jelloow.pdf
please fill in this field input

Choose your preferred package* Free Budget* : \$520

Previous

Next

Step 1 of 3



3

Create User ID

As per the package selected- choose the services that you're willing to offer

Select up to 3 services

What services do you want to offer?

- Packaging design
- Influence Marketing
- Branding
- Graphic
- Media
- E-Commerce
- Digital Strategy
- SEO
- Paid Search / PPC
- Social Media
- Video & Animation
- Website & App
- Content Marketing
- Hubspot


Don't find your service?

[Contact us](#)

Previous

Step 1 of 3

Got any questions? I'm happy to help.




*Contact us at info@jelloow.com in case your services are not listed.



Sign In

Welcome Aboard!

- ✓ Check your registered Email ID for the platform login credentials
- ✓ Visit: <https://jelloow.com/login>
- ✓ Proceed to log into your Jelloow Account

 **Login**

E-Mail Or Mobile No

Password [Forgot Your Password?](#)

Login »

[Sign up as a Customer »](#)

5

Payment for Account Activation

Unlock all your benefits after making secure payment as per the selected package

- Go to "My Profile" on the left side panel, modules
- Under Account Info, find a button to make a payment or upgrade your selected package.

Note: "Free account" services will come activated.

- The payment form will open to proceed

The screenshot displays the Jelloow user interface. On the left, a navigation sidebar shows 'My Profile' and 'Agency' under the 'Modules' section. The main content area is titled 'PAYMENT' and features a 'Make Payment' form. The form includes the following fields: Agency (text input), Package (dropdown menu set to 'Advanced'), Amount: \$1150, Card Details section with Name on Card (text input), Card Number (text input), CVC (text input with example 'ex. 311'), Expiration Month (text input with 'MM'), and Expiration Year (text input with 'YYYY'). A blue 'Pay Now (\$1150)' button is located at the bottom of the form.

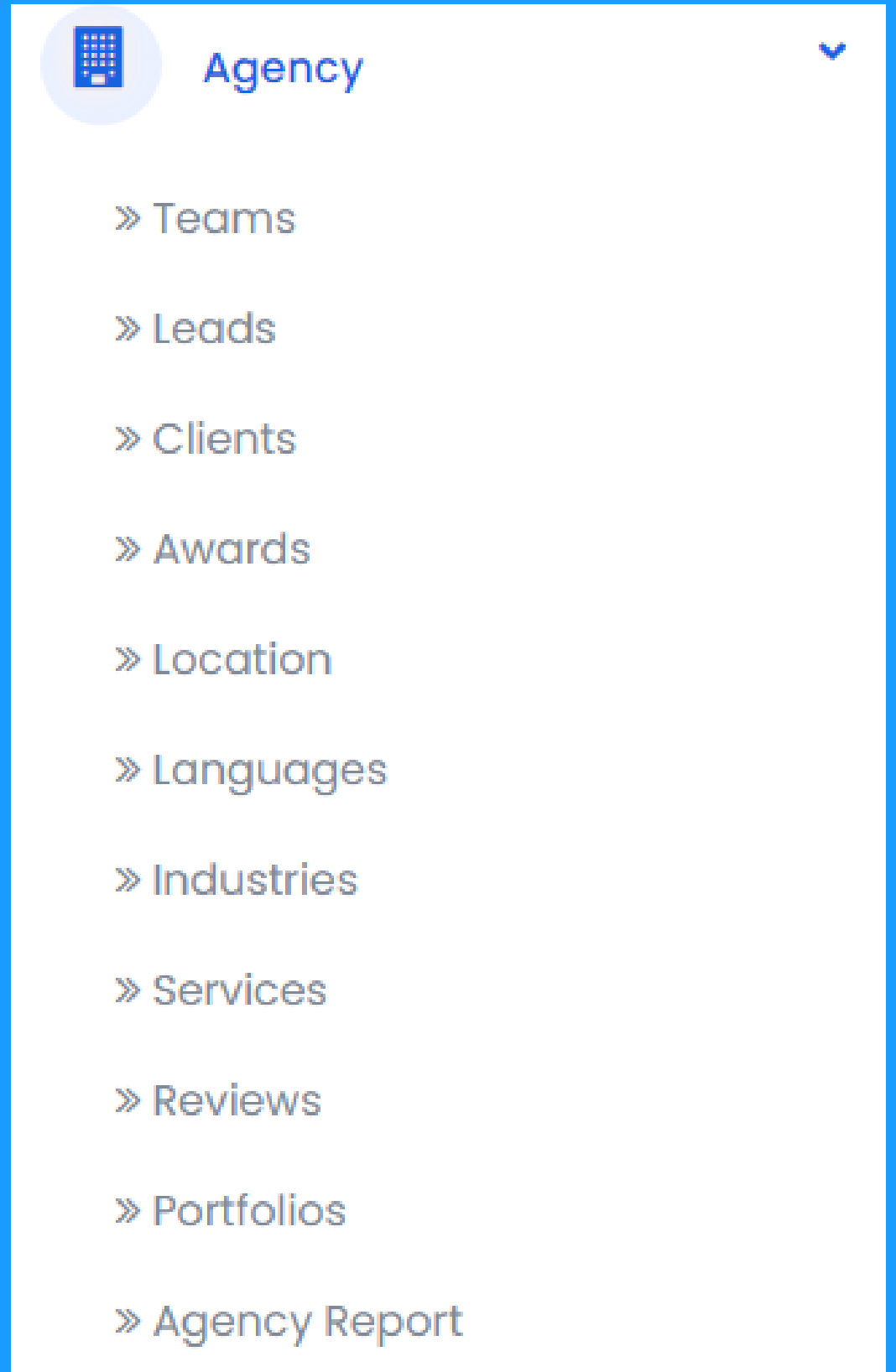
Users can choose between Free, Standard, Professional, and Advance Packages.

6

Complete Your Profile

Utilize Jelloow at full swing by showcasing the best side of your agency

- Update your profile
- Add a personal touch for businesses to find you authentic
- Improve client experience
- Display your portfolio and reviews
- Chance to win more business deals



A screenshot of the Jelloow Agency profile settings menu. The menu is displayed on a white background with a blue header. At the top left is a blue grid icon, followed by the word "Agency" in blue. A small blue downward arrow is at the top right. Below the header, a list of settings is shown, each preceded by a blue right-pointing arrow: Teams, Leads, Clients, Awards, Location, Languages, Industries, Services, Reviews, Portfolios, and Agency Report.


6

Complete Your Profile- Team

Add your teammates and their LinkedIn profiles to your agency's profile

TEAM

[Add / Update Team](#)

Team Name* 

Enter name

LinkedIn *

Role *

[Save](#) [Cancel](#)



6

Complete Your Profile- Client

Add your teammates and their LinkedIn profiles to your agency's profile

Agency Client Add Agency Client

Show 10 entries Search:

Client Name	Agency	Description	Action
Test Business	Marketing Scaleurs	This is a description for Test Business where Agency ABC helped Test Business to achieve their marketing goals.	 

CLIENT

[Add / Update Client](#)

Client Name*
Test Business

Description *
This is a description for Test Business where Agency ABC helped Test Business to achieve their marketing goals.

Character Count : 400


Save Cancel



Complete Your Profile- Awards

Add the Awards received by your agency to make an impression

AGENCY AWARD

 Add / Update Agency Award

Title*

Enterprise Award 2021

Year*

2021

Select Services *

Influence Marketing

Save

Cancel

6



Complete Your Profile- Location

Mention all locations where your agency works

LOCATION

Location Add Location

Show 10 entries Search:

Agency Name	Location	Action
Marketing		 

Showing 1 to 1 of 1 entries Previous 1 Next

6

Complete Your Profile- Language

Showcase your linguistic abilities

LANGUAGE

 Agency Language

 Add Agency Language

Show entries

Search:

Language Name	↑↓	Agency	↑↓	Action	↑↓
Dutch				 	
English				 	
French				 	


Showing 1 to 3 of 3 entries

Previous **1** Next











6

Complete Your Profile- Industry

Enter your niche industry areas

 Agency Industry [Add Agency Industry](#)

Show entries Search:

Industry Name ↑↓	Agency ↑↓	Action ↑↓
Beauty Salon		 
Digital Marketing		 
Food/Beverage Manufacturing		 
Information Technology		 
Marketing/Advertising		 

Showing 1 to 5 of 5 entries [Previous](#) **1** [Next](#)

6

Complete Your Profile- Services

Highlight your area of expertise so clients can find you

MEDIA SERVICES

Media Services Add Media Services

Show 10 entries Search:

Media Agency	Services	Price	Action
	SEO	\$3001 - \$5000	
	Paid Search / PPC	\$3001 - \$5000	
	Social Media	\$3001 - \$5000	
	Website & App	\$3001 - \$5000	
	Digital Strategy	Above \$5000	

Showing 1 to 5 of 5 entries Previous **1** Next

6


Complete Your Profile- Review


Publish reviews on your profile


REVIEW

[Add / Update Review](#)

Name* Company Name*

Email* Image* 

Title* Service* Rating* 

Description* 

Character Count : 305

6

Complete Your Profile- Portfolio

Showcase your work for businesses

Portfolio Portfolio

Show entries Search:

Title	Client name	Location	Industry	Client Type	Service	Action
CMO		Global	Information Technology	b2b	Digital Strategy	✎ 🗑
Digital Marketing		United States	Event Planning	b2c	Digital Strategy	✎ 🗑
Marketing Director		Florida	Real Estate & Housing Home Inspection	b2c	Digital Strategy	✎ 🗑
SEO		Global	Finance & Insurance Accountant	b2b	SEO	✎ 🗑
Social Media Management		Switzerland	Information Technology	b2b	Social Media	✎ 🗑
Website Development		Germany	Information Technology	b2c	Website & App	✎ 🗑

Showing 1 to 6 of 6 entries Previous **1** Next



Track Leads

Dashboard to track leads as the project progresses

LEAD

Agency Leads

Copy CSV Excel PDF Print


Search:

Agency	First Name	Last Name	Email	Purpose	Message	Date/Time	Status	Action
	Jolien	demeeyer		Work with the best agency for my project	Test	2021-05-31 07:03:44	Calling	

Showing 1 to 1 of 1 entries

us **1** Next

- Select Status
- Calling
- Pending
- Opportunity
- First Follow UP
- Converted
- Working
- Completed



Thank
you

Jelloow

Contact us at info@jelloow.com if your query is out of the scope of this document